

# CLAYTON COUNTY



# Georgia Power Community & Economic Development



Business Recruitment Team >



Community Development Team >



Engineering Team >



Research Team >



Education & Workforce Development Team >




Creative Marketing Team >

# Clayton County is

## ➤ Growing

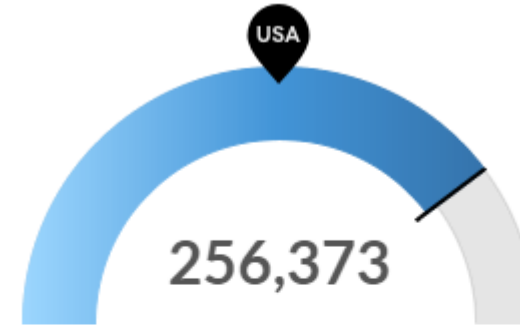


Annual Population Growth Rate (2018-2023)



## Growing

## ➤ Diverse



Racial Diversity

Racial diversity is high in Clayton County, GA. The national average for an area this size is 111,988 racially diverse people, while there are 256,373 here.



# Clayton County is

Growing  
Diverse

➤ Young

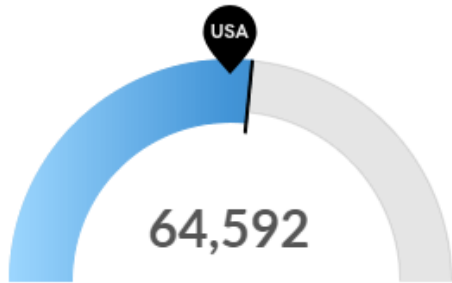


32.8

2018 Median Age  
Georgia: 36.6

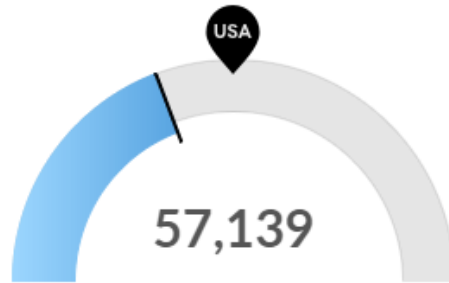
Growing  
Diverse  
Young

➤ Employment Center



Millennials

Clayton County, GA has 64,592 millennials (ages 20-34). The national average for an area this size is 59,061.



Retiring Soon

Retirement risk is low in Clayton County, GA. The national average for an area this size is 81,292 people 55 or older, while there are 57,139 here.

126,671

Jobs (2019)

\$70,117  
Average Earnings per Job (2018)  
Nation: \$68,290

3.9%

% Change (2019-2024)

#6  
County in Georgia for Jobs  
(2019)

# Clayton County is

Growing  
Diverse  
Young

## ➤ Employment Center

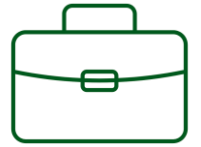
### Largest Industries



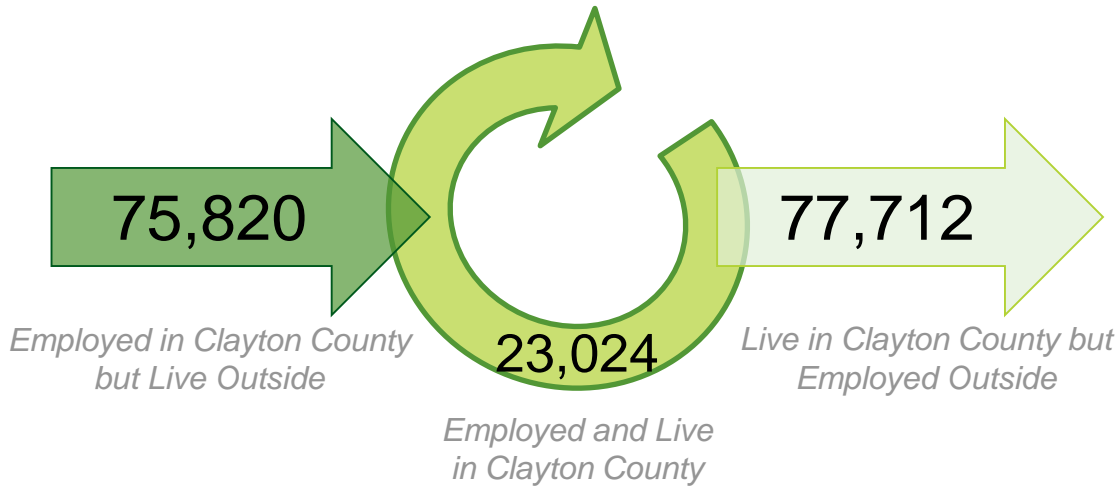
Scheduled Passenger  
Air Travel  
27,349 Jobs



Elementary &  
Secondary Schools  
7,629 Jobs



Temporary Help  
Services  
6,047 Jobs



### Fastest Growing Occupations

Personal Care Aides  
28%

Electricians  
20%

Combined Food Preparation  
& Serving Workers  
11%

Industrial Truck &  
Tractor Operators  
7%

# Clayton County's Federal Opportunity Zones

<https://arcg.is/1r9Orb>